

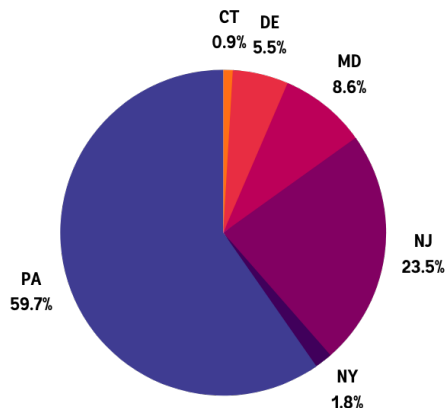


We are HOPE Nation

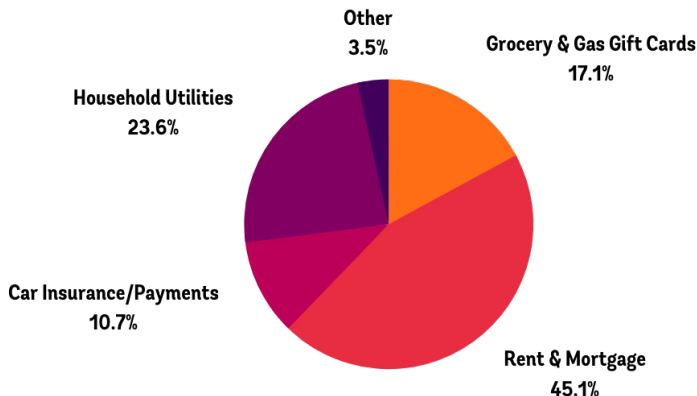
2021 FAMILY DEMOGRAPHICS

At Bringing Hope Home, we support every family and individual with cancer that applies for assistance regardless of gender, ethnicity, type of cancer or age. Families are identified by social workers and nominated to our Light of Hope Family Program.

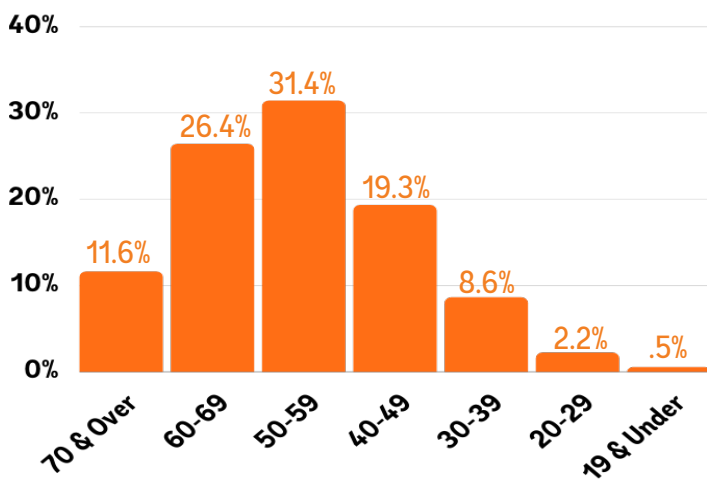
BY STATE



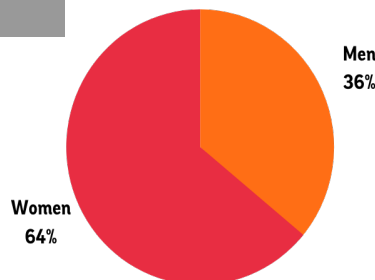
BILLS PAID



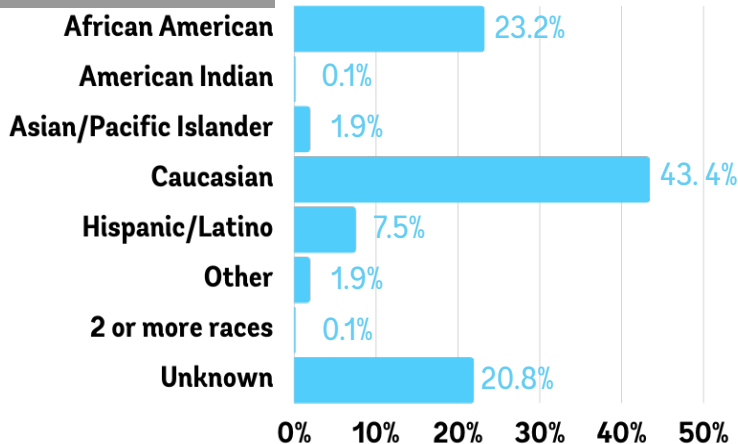
BY AGE



BY GENDER



BY ETHNICITY



ETHNICITY IS AN OPTIONAL FIELD ON OUR APPLICATION FORM.

CANCER TYPE | PERCENTAGE HELPED

Breast	32.88%	Melanoma	0.81%
Lung	10.51%	Renal	0.81%
Lymphoma	4.72%	Liver	0.67%
Multiple Myeloma	4.72%	Neuroendocrine	0.67%
Colon	4.31%	Non-hodgkins	
Head and Neck	2.83%	Lymphoma	0.67%
Rectal	2.70%	CML	0.54%
Pancreatic	2.56%	Leukemia	0.54%
Ovarian	2.43%	Testicular	0.54%
Prostate	2.29%	Uterine	0.54%
Endometrial	2.16%	Adenocarcinoma	0.40%
Cervical	2.02%	Cholangiocarcinoma	0.40%
Other	2.02%	Gallbladder	0.40%
Sarcoma	2.02%	Kidney	0.40%
ALL	1.62%	Tounge	0.40%
Bladder	1.62%	Larynx	0.27%
Esophageal	1.62%	Myelodysplastic	
Brain	1.48%	Syndrome (MDS)	0.27%
Colorectal	1.48%	Peritoneal	0.27%
Glioblastoma		Small Cell Lung	0.27%
Multiforme	1.35%	Squamous cell	
AML	1.08%	carcinoma	0.27%
Gastric	0.81%	Stomach	0.27%
Hodgkins		Anal	0.13%
Lymphoma	0.81%	Appendiceal	0.13%