



We are
HOPE Nation

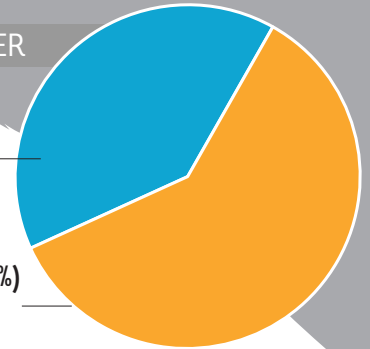
2020 FAMILY DEMOGRAPHICS

At Bringing Hope Home, we support every family and individual with cancer that applies for assistance regardless of gender, ethnicity, type of cancer, religion or age. Families are identified by social workers and nominated to our Light of Hope Family Program.

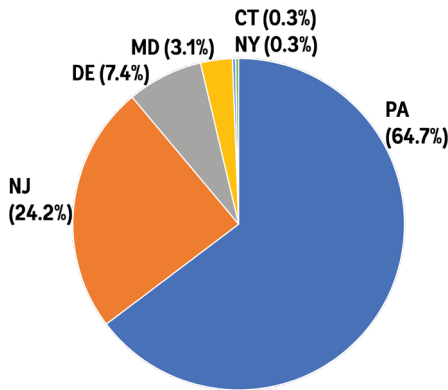
BY GENDER

Male (40%)

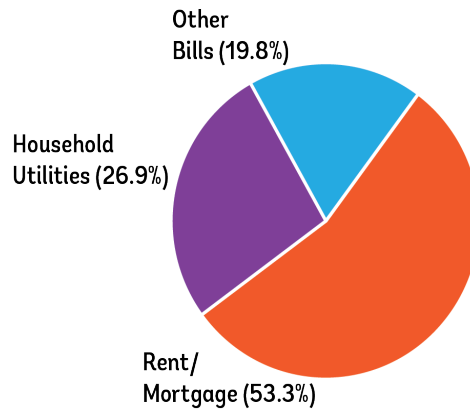
Female (60%)



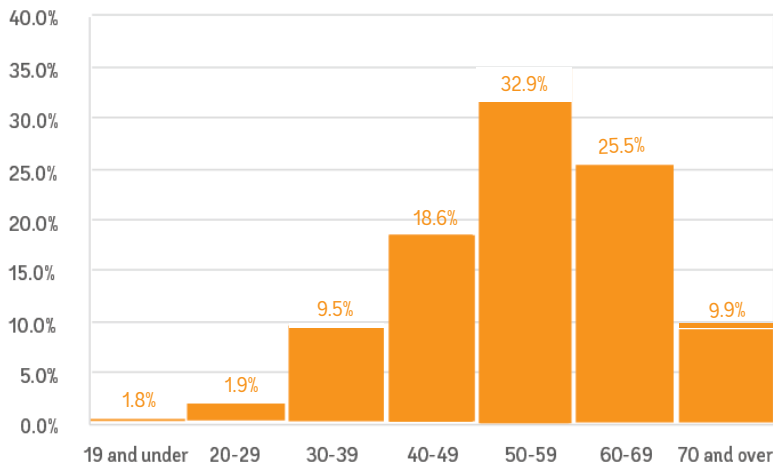
BY STATE



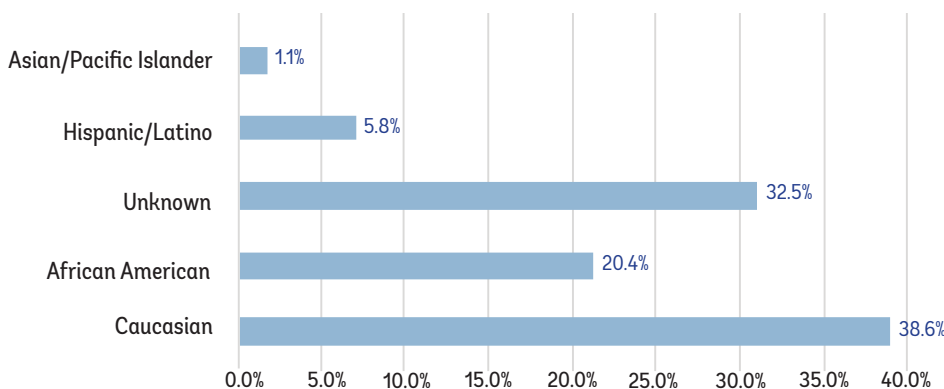
BILLS PAID



BY AGE



BY ETHNICITY



ETHNICITY IS AN OPTIONAL FIELD ON OUR APPLICATION FORM.

Cancer Type	Percentage Helped
Breast	24.08%
Lung	13.00%
Lymphoma	5.46%
Head and Neck	5.30%
Multiple Myeloma	4.82%
Rectal	4.33%
Colon	3.85%
Endometrial	2.73%
Leukemia	2.73%
Pancreatic	2.57%
Prostate	2.57%
AML	2.25%
Ovarian	2.25%
Brain	2.09%
Cervical	1.77%
Sarcoma	1.77%
Bladder	1.44%
Renal	1.44%
Esophageal	1.28%
Gastric	1.12%
Colorectal	0.96%
Glioblastoma Multiforme	0.96%
Non-hodgkins Lymphoma	0.96%
Small Cell Lung	0.96%
Melanoma	0.80%
Squamous Cell Carcinoma	0.80%
Liver	0.64%
Neuroblastoma	0.64%
Neuroendocrine	0.64%
Stomach	0.64%
Uterine	0.64%
ALL	0.32%
Cholangiocarcinoma	0.32%
Larynx	0.32%
Testicular	0.32%
Thymus	0.32%
Tongue	0.32%
17 Other Cancer Types	0.16%